

CHAPTER 5 - MILITARY SEARCH AND RESCUE

INTRODUCTION

The Military Search and Rescue Service

The Military Search and Rescue (SAR) Service exists primarily to assist military and civilian aircrew in difficulty, although a large proportion of its work involves assisting shipping or people in distress, both on land and at sea. SAR cover for the United Kingdom and a large area of the surrounding sea is provided 24 hours a day and 365 days a year by the Royal Air Force and the Royal Navy.

The SAR force currently consists of RAF and RN SAR Sea King helicopters operating from 8 locations around the UK, specially equipped RAF Nimrod aircraft based in RAF Kinloss in Scotland and 4 RAF Mountain Rescue Teams. Two RAF SAR helicopter units operate in Cyprus and the Falklands.

Incidents can include long range medical evacuation from ships at sea, assistance to vessels in distress, cliff fallers, swimmers, divers and surfers. On land many callouts are to search for missing persons or to rescue injured climbers, walkers, riders or those involved in road traffic accidents. SAR units are also often called upon to provide hospital-to-hospital transfers. Missions can include the rescue of foreign mariners, assistance to foreign flagged vessels or to other countries such as France.

Additional aeronautical Search and Rescue services are provided by 4 Maritime and Coastguard Agency helicopter units. Details of their activity are not included.

The RAF Aeronautical Rescue Co-ordination Centre (ARCC) at RAF Kinloss controls all military aerial resources. It watches over an area extending from the Faeroes in the North, the English Channel in the South, about halfway across the Atlantic Ocean and halfway across the North Sea. It has direct data and voice links with rescue assets in the UK and Europe. Detailed maps and charts are combined with an intimate knowledge of UK topography to enable controllers to match resources to tasks quickly and co-ordinate the rescue operation.

More information about Royal Navy and RAF SAR can be found at:
<http://www.royal-navy.mod.uk/server/show/conWebDoc.293/changeNav/3533> and
<http://www.raf.mod.uk/careers/abouttheraf/searchandrescue.cfm>

Data Information

The UK SAR data source is a weekly download from the ARCC database at RAF Kinloss. Every incident recorded by ARCC is included in these tables. Incident data from Cyprus and the Falklands is received by email on an ad-hoc basis and may be incomplete. All data is validated and checked by DASA on receipt.

Table 5.1 shows the numbers of incidents, callouts and people moved from 1997 to 2007.

Table 5.2 shows the number of callouts and people moved by UK Military Search and Rescue units from 1997 to 2007.

Table 5.3 shows the numbers of callouts and people moved by UK Military Search and Rescue units by type of assistance from 1997 to 2007.

Table 5.4 shows the numbers of callouts and people moved in each region around the UK from 1997 to 2007.

Table 5.5 shows the locations of UK Military Search and Rescue callouts in 2007.

Key Points

- In 2007, there were 1,877 UK and overseas incidents resulting in 2,065 callouts of Royal Navy and RAF Helicopters, Nimrod aircraft and Mountain Rescue Teams. A total of 1,817 people were moved (**Table 5.1**).
- Incidents and callouts both rose 6% compared with 2006, while the number of people moved rose by 18%. Incidents and callouts are both at their highest level since 1996 (**Table 5.1**).
- 96% of UK callouts in 2007 were to civilian incidents (**Table 5.2**).
- 48% of UK callouts in 2007 were to Scotland, the South West region or Wales. A further 32% of callouts were to incidents at sea (**Table 5.4**).

CHAPTER 5 - MILITARY SEARCH AND RESCUE

Table 5.1 Military Search and Rescue incidents, callouts and people moved: 1997 - 2007

Incidents are emergencies attended by Royal Navy or Royal Air Force units whose primary task is Search and Rescue, plus other military aircraft and ships that are available to Aeronautical Rescue Co-ordination Centres.

Each Search and Rescue unit attending an incident is described as a callout. An incident may result in one or more callouts. An example is two callouts to a mountain incident, with a helicopter and a Mountain Rescue Team working together to assist a casualty. Callouts are for Royal Navy and RAF units whose primary task is Search and Rescue, plus other military aircraft and ships that attended incidents because they were available to Aeronautical Rescue Co-ordination Centres.

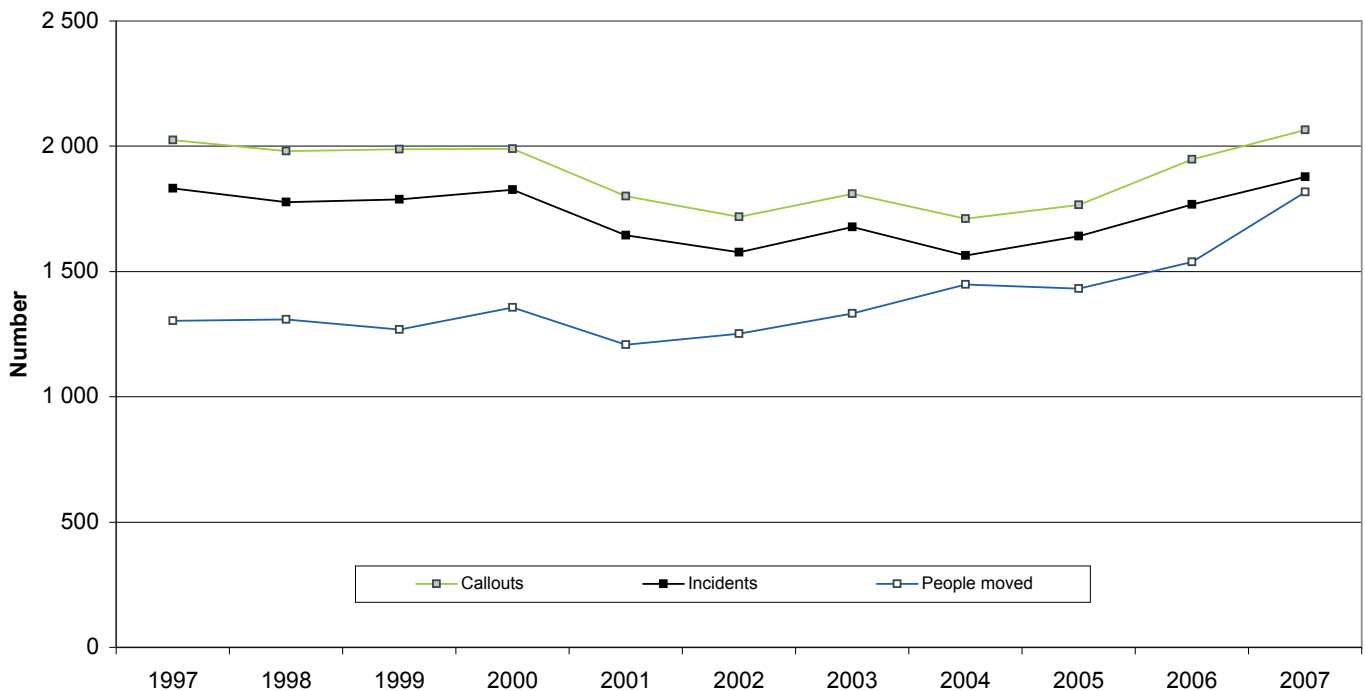
People moved involves moving people from a hostile environment to a safe environment or to a medical facility to receive urgent medical attention and between medical facilities at the request of the NHS.

UK SAR units are co-ordinated by the Aeronautical Rescue Co-ordination Centre at Kinloss (Scotland). Plymouth and Aldergrove (N. Ireland) closed in 1997 and 2002 respectively. The overseas SAR units are based at RAF Akrotiri in Cyprus and Mount Pleasant in the Falkland Islands.

	Incidents			Callouts			People moved		
	All	UK	Overseas	All	UK	Overseas	All	UK	Overseas
1997	1 831	1 750	81	2 024	1 941	83	1 304	1 226	78
1998	1 776	1 697	79	1 980	1 898	82	1 309	1 243	66
1999	1 787	1 714	73	1 988	1 912	76	1 269	1 204	65
2000	1 827	1 781	46	1 990	1 941	49	1 356	1 316	40
2001	1 645	1 608	37	1 800	1 763	37	1 207	1 182	25
2002	1 577	1 544	33	1 718	1 684	34	1 251	1 224	27
2003	1 677	1 600	77	1 809	1 714	95	1 333	1 273	60
2004	1 564	1 504	60	1 711	1 638	73	1 449	1 412	37
2005	1 641	1 584	57	1 766	1 702	64	1 431	1 384	47
2006	1 767	1 703	64	1 948	1 875	73	1 538	1 463	75
2007	1 877	1 803	74	2 065	1 973	92	1 817	1 767	50

Source: DASA(Equipment & Personnel Analysis)

Military Search and Rescue incidents, callouts and people moved



CHAPTER 5 - MILITARY SEARCH AND RESCUE

Table 5.2 Callouts and people moved by UK Military Search and Rescue units: 1997 - 2007

The primary role of Search & Rescue units is to recover military aircrew from crashed aircraft. However the vast majority of callouts are to assist the general public.

Royal Navy Search and Rescue helicopters: The Royal Navy's SAR units are 771 Squadron based at the Royal Naval Air Station Culdrose (HMS Seahawk) in Cornwall and the HMS Gannet SAR Flight located at Glasgow Prestwick International Airport.

Royal Air Force Search and Rescue helicopters: RAF Sea King rescue helicopters of Nos. 22 and 202 Squadrons operate from six locations - RAF Boulmer, RAF Valley, RAF Lossiemouth, RAF Leconfield, RAF Chivenor and RAF Wattisham.

Other helicopters: 'Other' types of helicopters are primarily Sea King helicopters operated by contractors.

RAF Mountain Rescue Service: The Mountain Rescue Service HQ is based at RAF Valley and coordinates the RAF's four Mountain Rescue Teams (MRT) based at: RAF Kinloss, RAF Leuchars, RAF Leeming & RAF Valley.

RAF Nimrod: Specially equipped Nimrod maritime patrol aircraft, based at RAF Kinloss in Scotland, are always on standby and can be at the scene of an emergency quickly to act as "Top Cover" - an on-scene coordinator for helicopters or ships involved in the rescue operation.

Callouts	UK Total	Helicopters			MRT	Fixed wing aircraft		Ships	Civilian	Military
		RN	RAF	Other		Nimrod	Other			
1997	1 941	495	1 258	16	88	79	2	3	1 833	108
1998	1 898	463	1 257	20	82	71	2	3	1 777	121
1999	1 912	499	1 235	-	113	65	-	-	1 786	126
2000	1 941	499	1 278	-	92	71	1	-	1 819	122
2001	1 763	502	1 115	-	91	54	1	-	1 660	103
2002	1 684	436	1 122	-	79	46	1	-	1 586	98
2003	1 714	424	1 173	-	80	37	-	-	1 618	96
2004	1 638	453	1 079	-	67	37	2	-	1 538	100
2005	1 702	478	1 114	-	73	37	-	-	1 610	92
2006	1 875	497	1 258	1	86	32	1	-	1 785	90
2007	1 973	592	1 258	-	102	21	-	-	1 892	81

People moved	UK Total	Helicopters			MRT	Fixed wing aircraft		Ships	Civilian	Military
		RN	RAF	Other		Nimrod	Other			
1997	1 226	328	877	6	15	-	-	-	1 166	60
1998	1 243	283	937	11	12	-	-	-	1 138	105
1999	1 204	355	832	-	17	-	-	-	1 150	54
2000	1 316	360	934	-	22	-	-	-	1 267	49
2001	1 182	386	781	-	15	-	-	-	1 139	43
2002	1 224	314	900	-	10	-	-	-	1 181	43
2003	1 273	320	922	-	31	-	-	-	1 206	67
2004	1 412	416	978	-	17	-	1	-	1 355	57
2005	1 384	380	907	-	97	-	-	-	1 315	69
2006	1 463	479	968	-	16	-	-	-	1 409	54
2007	1 767	507	1 219	-	41	-	-	-	1 710	57

Source: DASA(Equipment & Personnel Analysis)

CHAPTER 5 - MILITARY SEARCH AND RESCUE

Table 5.3 Callouts and people moved by UK Military Search and Rescue units by type of assistance: 1997 - 2007

2 definitions have been renamed (see below).

The types of assistance that involve moving people are:

Medrescue: Moving an injured casualty from a hostile environment to a medical facility.

Rescue: Moving an uninjured person from a hostile to a benign environment.

Recovery: Moving people declared dead on scene or confirmed dead on arrival by a qualified doctor.

Medtransfer (formerly Medevac): Moving a sick person between medical facilities such as a hospital, or occasionally to move transplant organs.

Transfer (formerly Airlift): Moving military personnel, or their families, on compassionate grounds.

The types of assistance that do not involve moving people are:

Search: Search for craft, people, etc which does not result in a recovery or rescue.

Not Required: Arrived at the scene of an incident but no action needed.

Recalled: Recalled from an incident whilst en route.

Assist: Transporting personnel or equipment to the scene of an incident, or providing on-scene assistance.

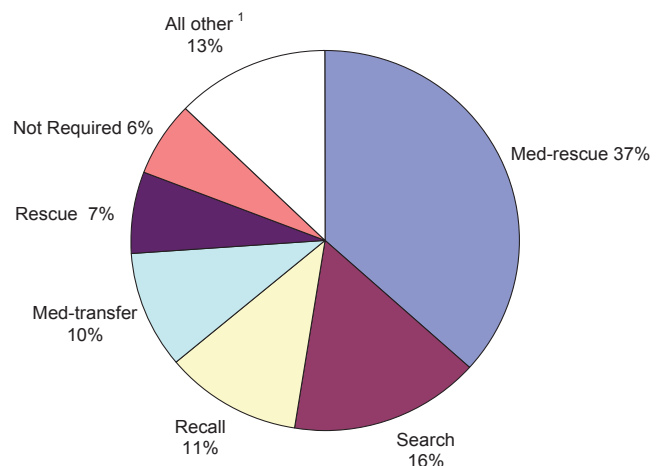
Top Cover: On-scene assistance, e.g. communications, that does not result in further intervention.

Other: Includes False Alarm, Hoax, Precaution, Aborted and Civil Aid.

Callouts	Type of Assistance involving moving people						Other Types of Assistance					
	UK total	Med-rescue	Rescue	Med-transfer	Recovery	Transfer	Search	Not Req	Recall	Assist	Top cover	Other
1997	1 941	590	98	220	50	5	351	187	172	92	90	86
1998	1 898	539	109	201	40	7	393	166	164	105	88	86
1999	1 912	563	132	210	31	7	371	136	154	132	78	98
2000	1 941	607	135	230	24	16	366	173	131	95	87	77
2001	1 763	562	121	218	35	7	316	116	173	91	75	49
2002	1 684	583	112	198	21	5	311	101	171	61	65	56
2003	1 714	669	123	174	25	14	280	94	180	48	55	52
2004	1 638	593	122	186	29	15	271	60	192	58	64	48
2005	1 702	670	119	141	31	22	283	105	188	39	65	39
2006	1 875	736	102	175	37	23	328	89	238	49	48	50
2007	1 973	724	138	197	20	15	312	123	225	87	52	80

Callouts by type of assistance: 2007

People moved	UK total	Med-rescue	Rescue	Med-transfer	Recovery	Transfer
1997	1 226	721	219	224	54	8
1998	1 243	667	317	209	43	7
1999	1 204	640	307	216	32	9
2000	1 316	713	276	241	29	57
2001	1 182	629	281	228	36	8
2002	1 224	654	343	201	21	5
2003	1 273	779	280	174	25	15
2004	1 412	672	494	195	33	18
2005	1 384	778	408	143	31	24
2006	1 463	830	384	175	43	31
2007	1 767	872	658	198	22	17



¹ All other includes Top Cover, Other, Assist, Recovery and Transfer

CHAPTER 5 - MILITARY SEARCH AND RESCUE

Table 5.4 Callouts and people moved by UK Military Search and Rescue units in each region: 1997 - 2007

The statistical regions of the United Kingdom are the Government Office Regions for England, Wales, Scotland and Northern Ireland. Callouts are allocated to regions using coordinates provided by the Search and Rescue Units. The regions on this table are calculated using Microsoft MapPoint 2004 software. The At Sea figures are dependent on the algorithm used in MapPoint to define the coastline. Further information on the UK Government Office Regions can be found at :- <http://www.statistics.gov.uk/geography/gor.asp>.

Callouts

	UK total	North East	North West	Yorkshire & Humber	East Midlands	West Midlands	East of England	London	South East	South West	Wales	Scotland	Northern Ireland	At Sea
1997	1 941	26	82	51	36	13	62	5	36	216	239	437	22	716
1998	1 898	41	94	49	29	10	59	3	27	219	237	383	28	719
1999	1 912	43	84	50	44	6	55	7	28	175	214	447	18	741
2000	1 941	60	102	46	40	9	65	2	33	185	206	473	15	705
2001	1 763	30	62	54	32	11	55	4	39	253	197	438	16	572
2002	1 684	48	88	61	27	13	52	2	19	209	213	375	14	563
2003	1 714	54	82	61	25	9	76	5	30	182	243	397	11	539
2004	1 638	60	96	35	22	8	62	10	29	196	207	371	11	531
2005	1 702	48	96	62	20	8	57	7	13	234	221	383	15	538
2006	1 875	50	109	48	34	6	78	15	19	259	253	433	8	563
2007	1 973	49	84	103	46	21	57	11	25	227	239	475	9	627

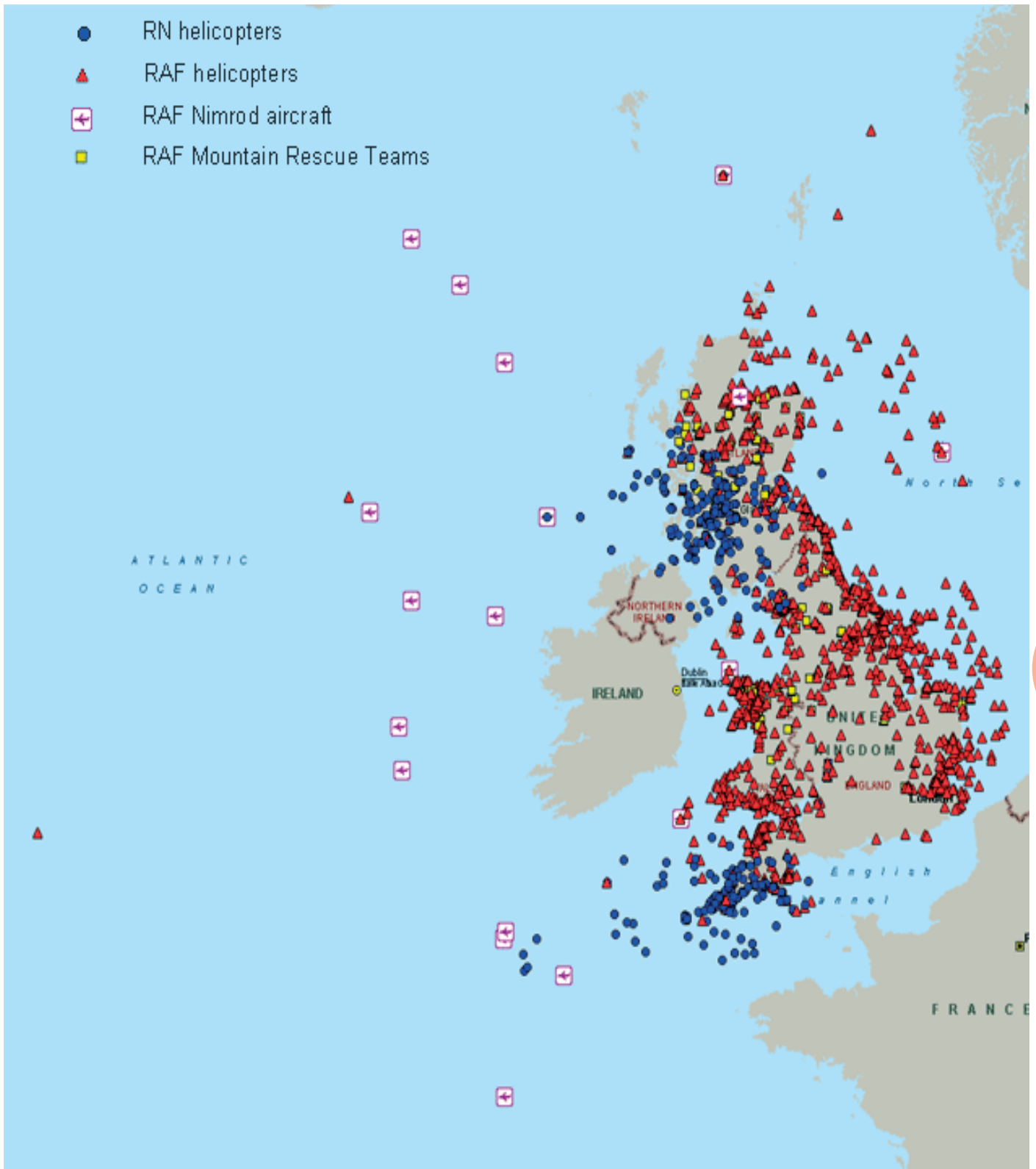
People moved

	UK total	North East	North West	Yorkshire & Humber	East Midlands	West Midlands	East of England	London	South East	South West	Wales	Scotland	Northern Ireland	At Sea
1997	1 226	18	49	35	14	5	16	4	12	156	206	345	14	352
1998	1 243	25	81	22	15	13	28	1	12	161	191	284	22	388
1999	1 204	26	67	27	19	4	26	5	13	143	161	312	13	388
2000	1 316	44	86	22	23	1	26	2	15	158	162	311	4	462
2001	1 182	22	49	41	18	6	22	3	48	159	149	276	10	379
2002	1 224	32	71	28	10	4	22	2	9	146	172	235	15	478
2003	1 273	29	72	35	12	3	48	2	9	163	223	314	6	357
2004	1 412	39	124	34	15	3	24	9	15	179	180	318	8	464
2005	1 384	39	128	61	10	6	36	6	6	183	193	366	12	338
2006	1 463	46	63	33	25	3	47	11	14	204	204	404	3	406
2007	1 767	41	81	155	15	97	24	11	9	283	205	348	6	492

Source: DASA(Equipment & Personnel Analysis)

CHAPTER 5 - MILITARY SEARCH AND RESCUE

Table 5.5 Map of UK Military Search and Rescue callouts: 2007



Source: DASA(Equipment & Personnel Analysis)